

# Reliable test results for confident decision-making

## General Chemistry 13

ALB, ALP, ALT, AMY, AST, BUN, Ca, CRE, GGT, GLU, TBIL, TP, UA



## BioChemistry Panel Plus

ALB, ALP, ALT, AMY, AST, BUN, Ca, CRE, CRP, GGT, GLU, TP, UA



## Liver Panel Plus

ALB, ALP, ALT, AMY, AST, GGT, TBIL, TP



## General Chemistry 6

ALT, AST, BUN, CRE, GGT, GLU



## Hepatic Function Panel

ALB, ALP, ALT, AST, DBIL, TBIL, TP



## Renal Function Panel

ALB, BUN, Ca, Cl, CRE, GLU, K, Na, PHOS, tCO<sub>2</sub>



## Electrolyte Panel

Cl, K, Na, tCO<sub>2</sub>



## Kidney Check

BUN, CRE



## Basic Metabolic Panel

BUN, Ca, Cl, CRE, GLU, K, Na, tCO<sub>2</sub>



## Lipid Panel

CHOL, CHOL/HDL\*, HDL, LDL\*, TRIG, VLDL\*



## Basic Metabolic Panel Plus

BUN, Ca, Cl, CRE, GLU, K, Na, tCO<sub>2</sub>, Mg, LDH



## Lipid Panel Plus

ALT, AST, GLU, CHOL, CHOL/HDL\*, HDL, LDL\*, TRIG, VLDL\*



## Comprehensive Metabolic Panel

ALB, ALP, ALT, AST, BUN, Ca, Cl, CRE, GLU, K, Na, TBIL, tCO<sub>2</sub>, TP



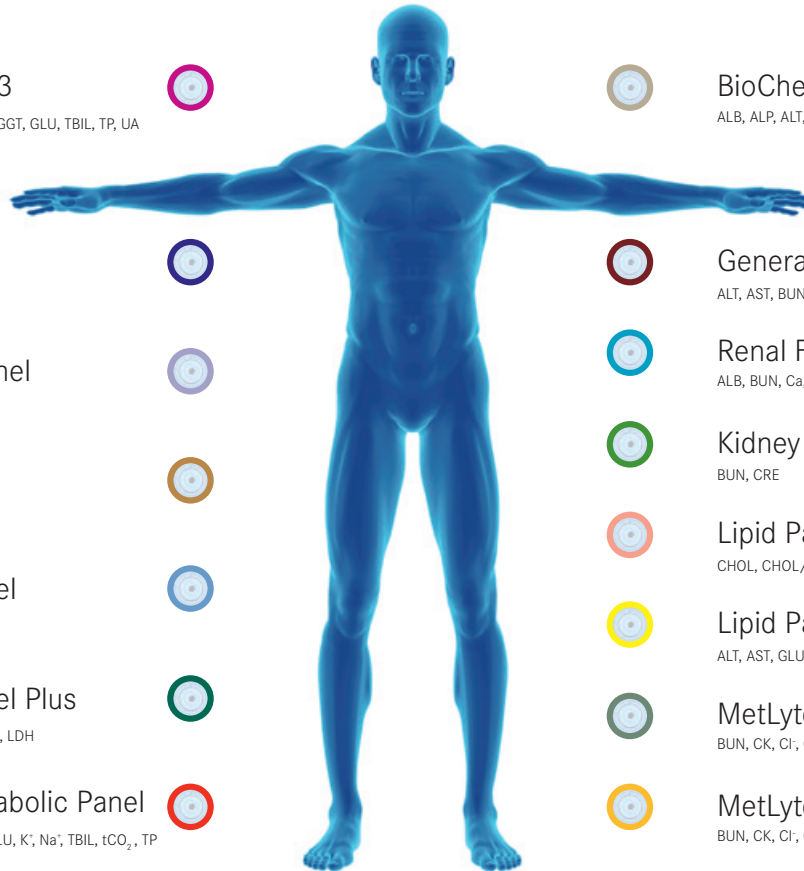
## MetLyte 8 Panel

BUN, CK, Cl, CRE, GLU, K, Na, tCO<sub>2</sub>



## MetLyte Plus CRP

BUN, CK, Cl, CRE, GLU, K, Na, tCO<sub>2</sub>, CRP



< back to menu

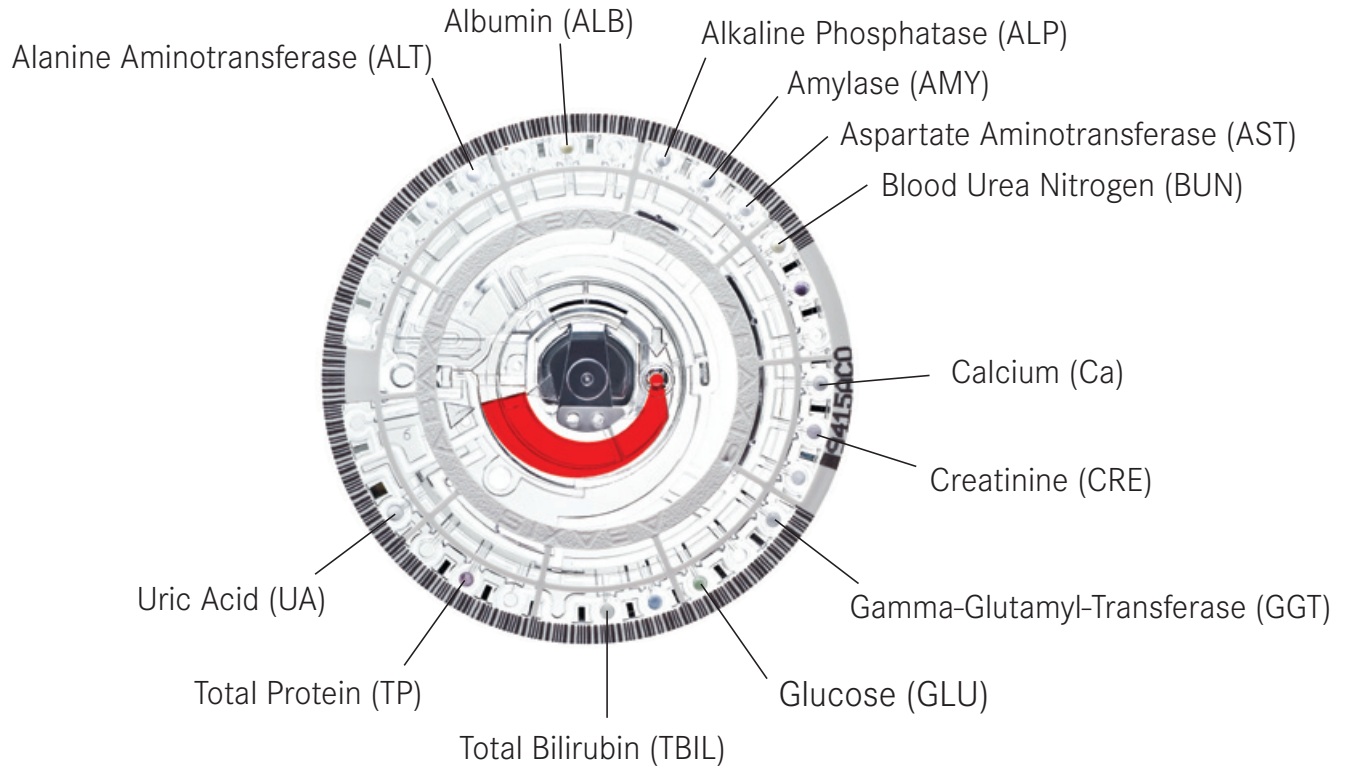
\*Calculated value

# Increase your on-site diagnostic capabilities

Piccolo xpress™ Panels	Analytes	ALB	ALP	ALT	AMY	AST	DBIL	BUN	Ca	CK	Cl <sup>-</sup>	CRE	CRP	GGT	GLU	K <sup>+</sup>	LDH	Mg	Na <sup>+</sup>	PHOS	TBIL	tCO <sub>2</sub>	TP	UA	CHOL	CHOL/HDL*	HDL	LDL*	TRIG	VLDL*
<b>Lipid Panel</b> # 400-0025																									●	●	●	●	●	●
<b>Lipid Panel Plus</b> # 400-0030				●		●									●										●	●	●	●	●	●
<b>Liver Panel Plus</b> # 400-0003		●	●	●	●	●								●							●		●							
<b>General Chemistry 6</b> # 400-0006				●		●		●				●		●	●															
<b>General Chemistry 13</b> # 400-0029		●	●	●	●	●		●	●			●		●	●						●		●	●						
<b>BioChemistry Panel Plus</b> # 400-0035		●	●	●	●	●		●	●			●	●	●	●								●	●						
<b>Comprehensive Metabolic Panel</b> # 400-0028		●	●	●		●		●	●		●	●			●	●				●	●	●	●							
<b>Basic Metabolic Panel</b> # 400-0024								●	●		●	●			●	●				●		●								
<b>Basic Metabolic Panel Plus</b> # 400-0031								●	●		●	●			●	●	●	●	●	●		●								
<b>Renal Function Panel</b> # 400-0027		●						●	●		●	●			●	●				●	●	●								
<b>Hepatic Function Panel</b> # 400-0026		●	●	●		●	●														●		●							
<b>Electrolyte Panel</b> # 400-0022											●					●				●		●			●					
<b>MetLyte 8 Panel</b> # 400-0023								●		●	●	●			●	●				●		●								
<b>MetLyte Plus CRP</b> # 400-0034								●		●	●	●	●		●	●				●		●								
<b>Kidney Check</b> # 400-0033								●				●																		

< back to menu

\*Calculated value



< back to menu

- Alanine Aminotransferase (ALT)** - is found in muscle, cardiac and liver cells. Elevated levels commonly occur with liver diseases, including viral hepatitis and cirrhosis.
- Albumin (ALB)** - is a part of serum protein. Decreased levels can indicate many disorders, e.g. liver and kidney disease.
- Alkaline Phosphatase (ALP)** - is found in the liver, bile duct and bones. Abnormal levels can indicate liver, bone, parathyroid and intestinal disease.
- Amylase (AMY)** - is an enzyme that breaks starch down into sugar. It is also produced by the pancreas. Abnormal levels may indicate pancreatitis or other pancreatic disorders.
- Aspartate Aminotransferase (AST)** - is found in the liver, cardiac and skeletal muscle. Elevated levels can indicate liver and muscle disorders.
- Blood Urea Nitrogen (BUN)** - is an end-product of metabolism. BUN levels can indicate kidney disorders and other medical conditions.
- Calcium (Ca)** - relates to the bones, heart, nerves, kidneys and teeth. Abnormal levels can indicate a variety of conditions such as parathyroid, bone and chronic renal diseases; tetany.

### **Creatinine (CRE)**

- is a product released from muscle tissue and excreted from the kidneys. Abnormal levels can indicate kidney disorders. It can also be used to monitor renal dialysis.

### **Gamma-Glutamyl-Transferase (GGT)**

- is found in many tissues but most notable in the liver. The test may help to detect liver and bile duct injury.

### **Glucose (GLU)**

- is the main source of energy for living organisms. The most important cause of elevated glucose is diabetes mellitus, but many other disorders can also elevate glucose levels in the blood.

### **Total Bilirubin (TBIL)**

- is used to determine the health of the red blood cells in the body. Bilirubin is a breakdown product of hemoglobin and the predominant pigment in bile. Abnormal levels can indicate liver disorders, including hepatitis and gall bladder obstruction.

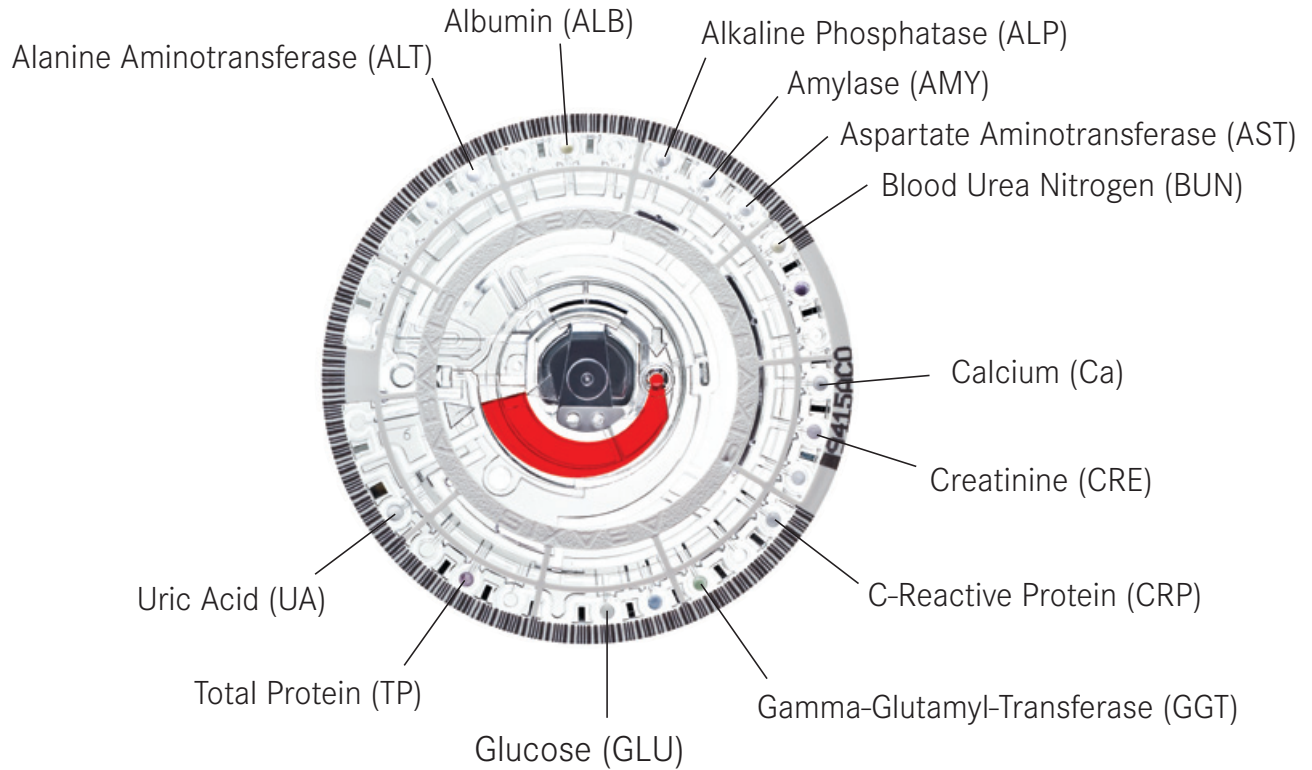
### **Total Protein (TP)**

- is used to determine general nutritional status. Abnormal levels can indicate a variety of conditions.

### **Uric Acid (UA)**

- is the final breakdown product of purine metabolism and is being handled by the kidney. Abnormal levels can indicate renal and metabolic disorders, including renal failure and gout.

[< back to menu](#)



< back to menu

- Alanine Aminotransferase (ALT)** - is found in muscle, cardiac and liver cells. Elevated levels commonly occur with liver diseases, including viral hepatitis and cirrhosis.
- Albumin (ALB)** - is a part of serum protein. Decreased levels can indicate many disorders, e.g. liver and kidney disease.
- Alkaline Phosphatase (ALP)** - is found in the liver, bile duct and bones. Abnormal levels can indicate liver, bone, parathyroid and intestinal disease.
- Amylase (AMY)** - is an enzyme that breaks starch down into sugar. It is also produced by the pancreas. Abnormal levels may indicate pancreatitis or other pancreatic disorders.
- Aspartate Aminotransferase (AST)** - is found in the liver, cardiac and skeletal muscle. Elevated levels can indicate liver and muscle disorders.
- Blood Urea Nitrogen (BUN)** - is an end-product of metabolism. BUN levels can indicate kidney disorders and other medical conditions.
- Calcium (Ca)** - relates to the bones, heart, nerves, kidneys and teeth. Abnormal levels can indicate a variety of conditions such as parathyroid, bone and chronic renal diseases; tetany.

[< back to menu](#)

### **Creatinine (CRE)**

- is a product released from muscle tissue and excreted from the kidneys. Abnormal levels can indicate kidney disorders. It can also be used to monitor renal dialysis.

### **C-Reactive Protein (CRP)**

- is an acute phase protein produced by the liver. Elevated levels may indicate infection, tissue injury, and inflammatory disorders.

### **Gamma-Glutamyl-Transferase (GGT)**

- is found in many tissues but most notable in the liver. The test may help to detect liver and bile duct injury.

### **Glucose (GLU)**

- is the main source of energy for living organisms. The most important cause of elevated glucose is diabetes mellitus, but many other disorders can also elevate glucose levels in the blood.

### **Total Protein (TP)**

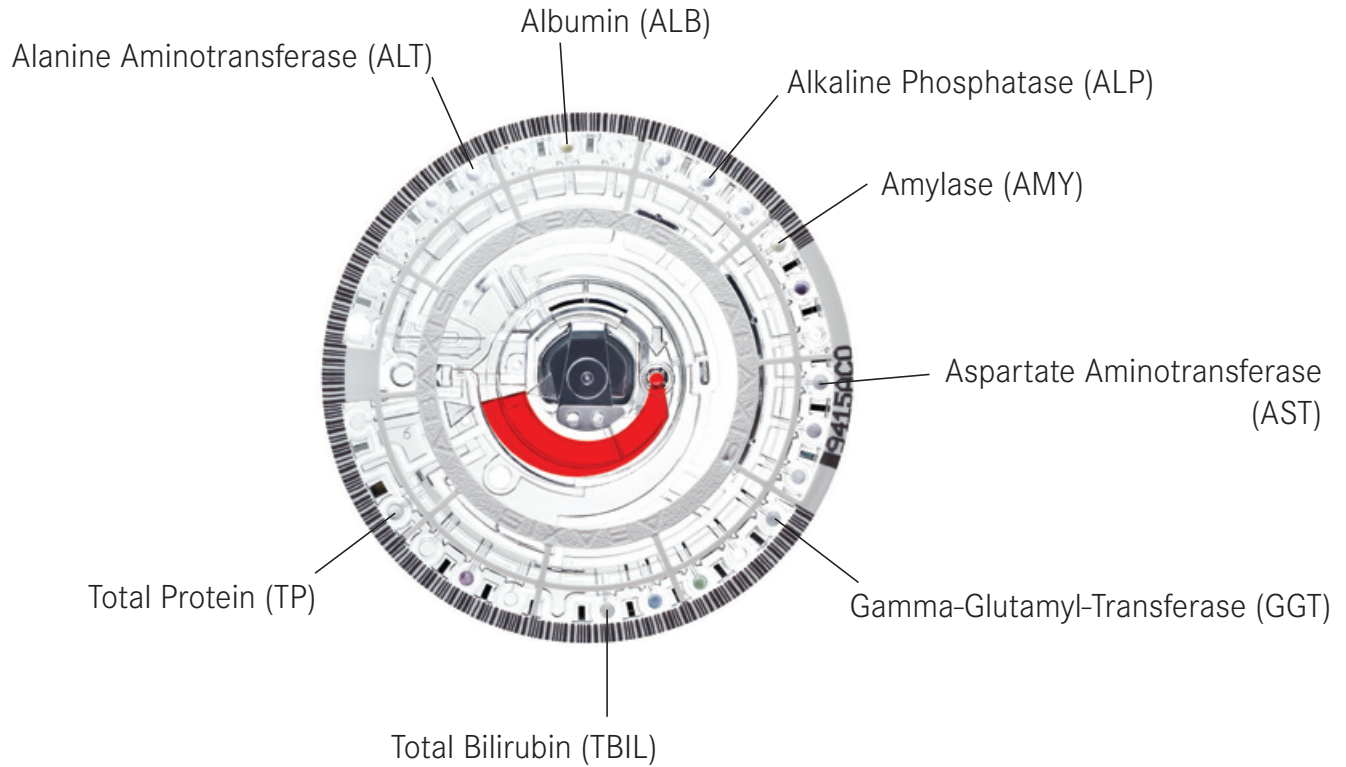
- is used to determine general nutritional status. Abnormal levels can indicate a variety of conditions.

### **Uric Acid (UA)**

- is the final breakdown product of purine metabolism and is being handled by the kidney. Abnormal levels can indicate renal and metabolic disorders, including renal failure and gout.

[< back to menu](#)

# Liver Panel Plus



< back to menu

- Alanine Aminotransferase (ALT)** - is found in muscle, cardiac and liver cells. Elevated levels commonly occur with liver diseases, including viral hepatitis and cirrhosis.
- Albumin (ALB)** - is a part of serum protein. Decreased levels can indicate many disorders, e.g. liver and kidney disease.
- Alkaline Phosphatase (ALP)** - is found in the liver, bile duct and bones. Abnormal levels can indicate liver, bone, parathyroid and intestinal disease.
- Amylase (AMY)** - is an enzyme that breaks starch down into sugar. It is also produced by the pancreas. Abnormal levels may indicate pancreatitis or other pancreatic disorders.
- Aspartate Aminotransferase (AST)** - is found in the liver, cardiac and skeletal muscle. Elevated levels can indicate liver and muscle disorders.
- Gamma-Glutamyl-Transferase (GGT)** - is found in many tissues but most notable in the liver. The test may help to detect liver and bile duct injury.

### Total Bilirubin (TBIL)

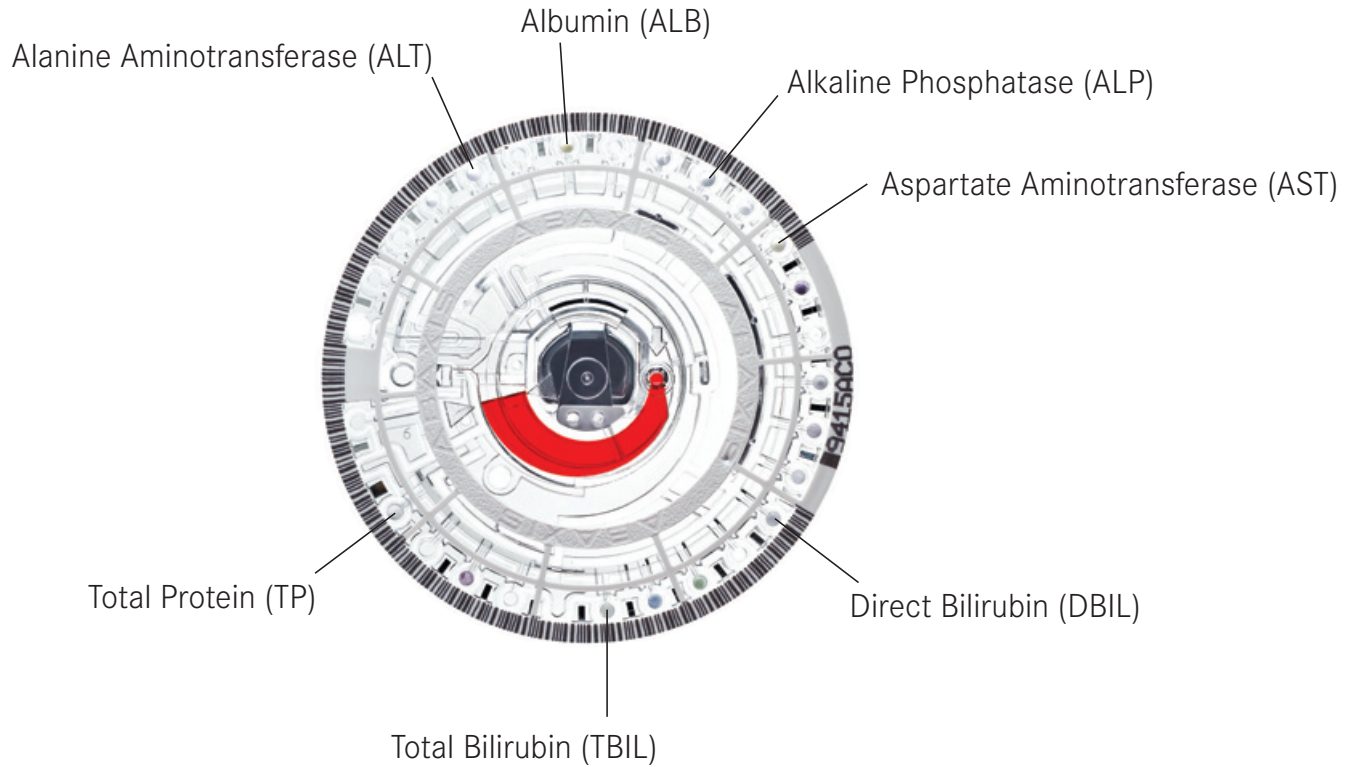
- is used to determine the health of the red blood cells in the body. Bilirubin is a breakdown product of hemoglobin and the predominant pigment in bile. Abnormal levels can indicate liver disorders, including hepatitis and gall bladder obstruction.

### Total Protein (TP)

- is used to determine general nutritional status. Abnormal levels can indicate a variety of conditions.

[< back to menu](#)

# Hepatic Function Panel



[< back to menu](#)

- Alanine Aminotransferase (ALT)** - is found in muscle, cardiac and liver cells. Elevated levels commonly occur with liver diseases, including viral hepatitis and cirrhosis.
- Albumin (ALB)** - is a part of serum protein. Decreased levels can indicate many disorders, e.g. liver and kidney disease.
- Alkaline Phosphatase (ALP)** - is found in the liver, bile duct and bones. Abnormal levels can indicate liver, bone, parathyroid and intestinal disease.
- Aspartate Aminotransferase (AST)** - is found in the liver, cardiac and skeletal muscle. Elevated levels can indicate liver and muscle disorders.
- Direct Bilirubin (DBIL)** - is a breakdown product of hemoglobin and the predominant pigment in bile. Abnormal levels of direct bilirubin may indicate liver disorders, hemolytic hematological and metabolic disorders including hepatitis and gall bladder obstruction.

### Total Bilirubin (TBIL)

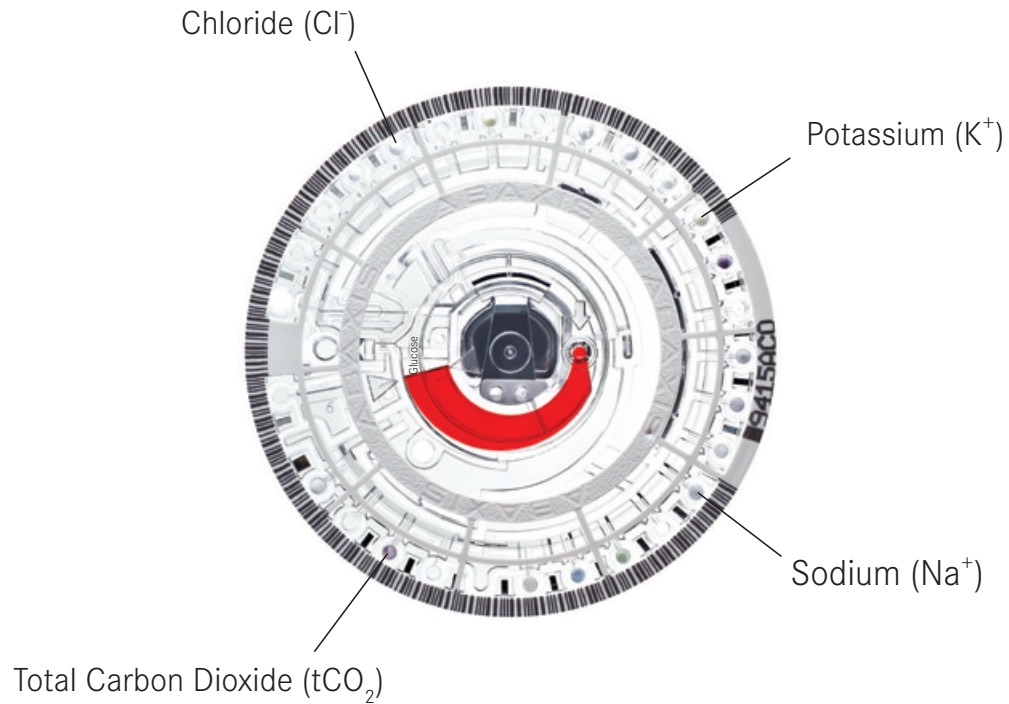
- is used to determine the health of the red blood cells in the body. Bilirubin is a breakdown product of hemoglobin and the predominant pigment in bile. Abnormal levels can indicate liver disorders, including hepatitis and gall bladder obstruction.

### Total Protein (TP)

- is used to determine general nutritional status. Abnormal levels can indicate a variety of conditions.

[< back to menu](#)

# Electrolyte Panel



< back to menu

\*Calculated value

## Chloride (Cl<sup>-</sup>)

- is used to evaluate the body's hydration and acidosis levels. Abnormal levels may occur with dehydration, prolonged diarrhea and vomiting, renal tubular disease, hyperparathyroidism, burns, salt-losing renal diseases and overhydration.

## Potassium (K<sup>+</sup>)

- is an electrolyte that relates to hyperkalemia in the body. Abnormal levels can indicate a variety of conditions, such as renal glomerular or tubular disease, adrenocortical insufficiency, diabetic ketacidosis, excessive intravenous potassium therapy, sepsis, in vitro hemolysis, hyperaldosteronism, malnutrition, hyperinsulinism, metabolic alkalosis and gastrointestinal loss.

[< back to menu](#)

### Sodium (Na<sup>+</sup>)

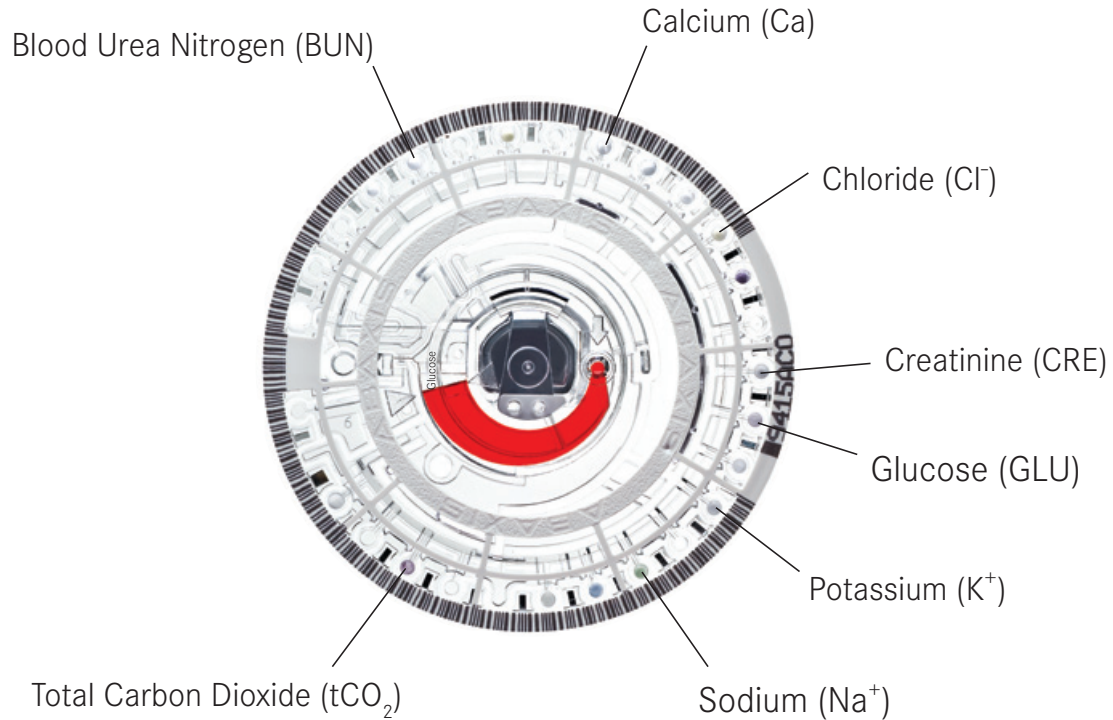
- is used to evaluate the body's hydration or dehydration balance. Abnormal levels may occur with dehydration, diabetes insipidus, loss of hypotonic gastrointestinal fluids, salt poisoning, selective depression of sense of thirst, skin losses, burns, sweating, hyperaldosteronism, CNS disorders, dilutional, depletion and delusional hyponatremia and syndrome of inappropriate ADH secretion.

### Total Carbon Dioxide (tCO<sub>2</sub>)

- is used to evaluate the body's pH balance. Abnormal levels may indicate primary metabolic alkalosis and acidosis and primary respiratory alkalosis and acidosis.

[< back to menu](#)

# Basic Metabolic Panel



< back to menu

### Blood Urea Nitrogen (BUN)

- is an end-product of metabolism. BUN levels can indicate kidney disorders and other medical conditions.

### Calcium (Ca)

- relates to the bones, heart, nerves, kidneys and teeth. Abnormal levels can indicate a variety of conditions such as parathyroid, bone and chronic renal diseases; tetany.

### Chloride (Cl<sup>-</sup>)

- is an electrolyte and is used to evaluate the body's hydration and acidosis levels. Abnormal levels may occur with dehydration, prolonged diarrhea and vomiting, renal tubular disease, hyperparathyroidism, burns, salt-losing renal diseases and overhydration.

### Creatinine (CRE)

- is a product released from muscle tissue and excreted from the kidneys. Abnormal levels can indicate kidney disorders. It can also be used to monitor renal dialysis.

### Glucose (GLU)

- is the main source of energy for living organisms. The most important cause of elevated glucose is diabetes mellitus, but many other disorders can also elevate glucose levels in the blood.

### Potassium (K<sup>+</sup>)

- is an electrolyte that relates to hyperkalemia in the body. Abnormal levels can indicate a variety of conditions, such as renal glomerular or tubular disease, adrenocortical insufficiency, diabetic ketacidosis, excessive intravenous potassium therapy, sepsis, in vitro hemolysis, hyperaldosteronism, malnutrition, hyperinsulinism, metabolic alkalosis and gastrointestinal loss.

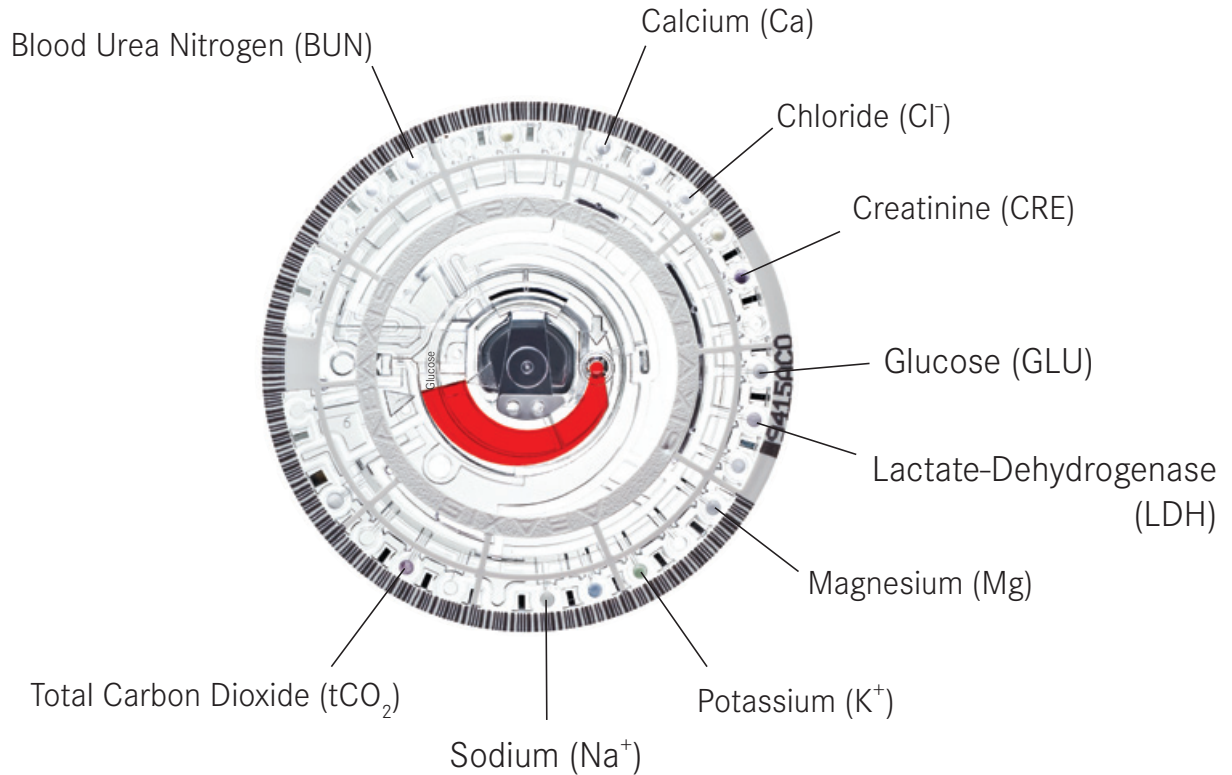
### Sodium (Na<sup>+</sup>)

- is used to evaluate the body's hydration or dehydration balance. Abnormal levels may occur with dehydration, diabetes insipidus, loss of hypotonic gastrointestinal fluids, salt poisoning, selective depression of sense of thirst, skin losses, burns, sweating, hyperaldosteronism, CNS disorders, dilutional, depletion and delusional hyponatremia and syndrome of inappropriate ADH secretion.

### Total Carbon Dioxide (tCO<sub>2</sub>)

- is used to evaluate the body's pH balance. Abnormal levels may indicate primary metabolic alkalosis and acidosis and primary respiratory alkalosis and acidosis.

# Basic Metabolic Panel Plus



< back to menu

### Blood Urea Nitrogen (BUN)

- is an end-product of metabolism. BUN levels can indicate kidney disorders and other medical conditions.

### Calcium (Ca)

- relates to the bones, heart, nerves, kidneys and teeth. Abnormal levels can indicate a variety of conditions such as parathyroid, bone and chronic renal diseases; tetany.

### Chloride (Cl<sup>-</sup>)

- is an electrolyte and is used to evaluate the body's hydration and acidosis levels. Abnormal levels may occur with dehydration, prolonged diarrhea and vomiting, renal tubular disease, hyperparathyroidism, burns, salt-losing renal diseases and overhydration.

### Creatinine (CRE)

- is a product released from muscle tissue and excreted from the kidneys. Abnormal levels can indicate kidney disorders. It can also be used to monitor renal dialysis.

### Glucose (GLU)

- is the main source of energy for living organisms. The most important cause of elevated glucose is diabetes mellitus, but many other disorders can also elevate glucose levels in the blood.

### Lactate-Dehydrogenase (LDH)

- is an enzyme that is elevated with tissue breakdown. Abnormal levels may indicate liver diseases such as acute viral hepatitis and cirrhosis; cardiac diseases such as myocardial infarction; and tissue alterations of the heart, kidney, liver, and muscle.

### Magnesium (Mg)

- is used to evaluate a patient's electrolyte balance. Abnormal levels are most frequently seen in conditions that cause impaired or excessive excretion of magnesium by the kidneys or impaired absorption in the intestines.

### Potassium (K<sup>+</sup>)

- is an electrolyte that relates to hyperkalemia in the body. Abnormal levels can indicate a variety of conditions, such as renal glomerular or tubular disease, adrenocortical insufficiency, diabetic ketacidosis, excessive intravenous potassium therapy, sepsis, in vitro hemolysis, hyperaldosteronism, malnutrition, hyperinsulinism, metabolic alkalosis and gastrointestinal loss.

### Sodium (Na<sup>+</sup>)

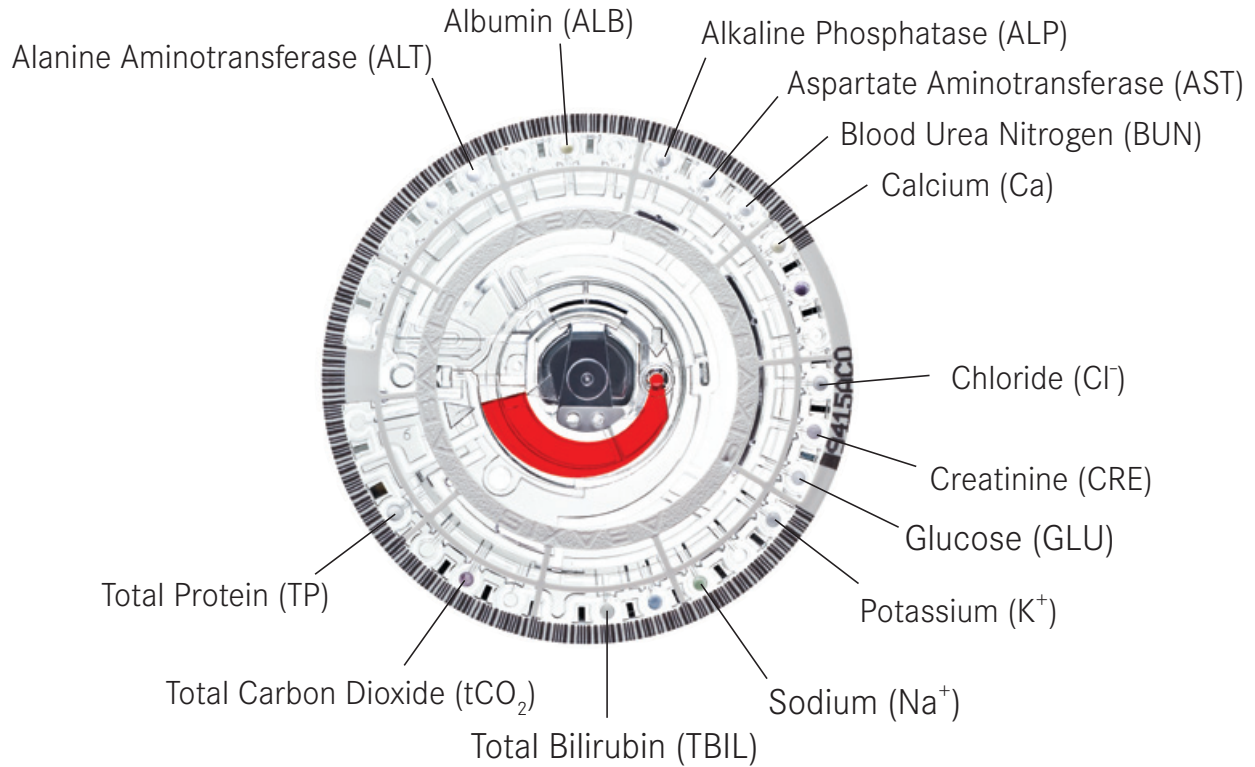
- is used to evaluate the body's hydration or dehydration balance. Abnormal levels may occur with dehydration, diabetes insipidus, loss of hypotonic gastrointestinal fluids, salt poisoning, selective depression of sense of thirst, skin losses, burns, sweating, hyperaldosteronism, CNS disorders, dilutional, depletion and delusional hyponatremia and syndrome of inappropriate ADH secretion.

### Total Carbon Dioxide (tCO<sub>2</sub>)

- is used to evaluate the body's pH balance. Abnormal levels may indicate primary metabolic alkalosis and acidosis and primary respiratory alkalosis and acidosis.

[< back to menu](#)

# Comprehensive Metabolic Panel



< back to menu

- Alanine Aminotransferase (ALT)** - is found in muscle, cardiac and liver cells. Elevated levels commonly occur with liver diseases, including viral hepatitis and cirrhosis.
- Albumin (ALB)** - is a part of serum protein. Decreased levels can indicate many disorders, e.g. liver and kidney disease.
- Alkaline Phosphatase (ALP)** - is found in the liver, bile duct and bones. Abnormal levels can indicate liver, bone, parathyroid and intestinal disease.
- Aspartate Aminotransferase (AST)** - is found in the liver, cardiac and skeletal muscle. Elevated levels can indicate liver and muscle disorders.
- Blood Urea Nitrogen (BUN)** - is an end-product of metabolism. BUN levels can indicate kidney disorders and other medical conditions.
- Calcium (Ca)** - relates to the bones, heart, nerves, kidneys and teeth. Abnormal levels can indicate a variety of conditions such as parathyroid, bone and chronic renal diseases; tetany.

### Chloride (Cl<sup>-</sup>)

- is an electrolyte and is used to evaluate the body's hydration and acidosis levels. Abnormal levels may occur with dehydration, prolonged diarrhea and vomiting, renal tubular disease, hyperparathyroidism, burns, salt-losing renal diseases and overhydration.

### Creatinine (CRE)

- is a product released from muscle tissue and excreted from the kidneys. Abnormal levels can indicate kidney disorders. It can also be used to monitor renal dialysis.

### Glucose (GLU)

- is the main source of energy for living organisms. The most important cause of elevated glucose is diabetes mellitus, but many other disorders can also elevate glucose levels in the blood.

### Potassium (K<sup>+</sup>)

- is an electrolyte that relates to hyperkalemia in the body. Abnormal levels can indicate a variety of conditions, such as renal glomerular or tubular disease, adrenocortical insufficiency, diabetic ketacidosis, excessive intravenous potassium therapy, sepsis, in vitro hemolysis, hyperaldosteronism, malnutrition, hyperinsulinism, metabolic alkalosis and gastrointestinal loss.

### Sodium (Na<sup>+</sup>)

- is used to evaluate the body's hydration or dehydration balance. Abnormal levels may occur with dehydration, diabetes insipidus, loss of hypotonic gastrointestinal fluids, salt poisoning, selective depression of sense of thirst, skin losses, burns, sweating, hyperaldosteronism, CNS disorders, dilutional, depletion and delusional hyponatremia and syndrome of inappropriate ADH secretion.

### Total Bilirubin (TBIL)

- is used to determine the health of the red blood cells in the body. Bilirubin is a breakdown product of hemoglobin and the predominant pigment in bile. Abnormal levels can indicate liver disorders, including hepatitis and gall bladder obstruction.

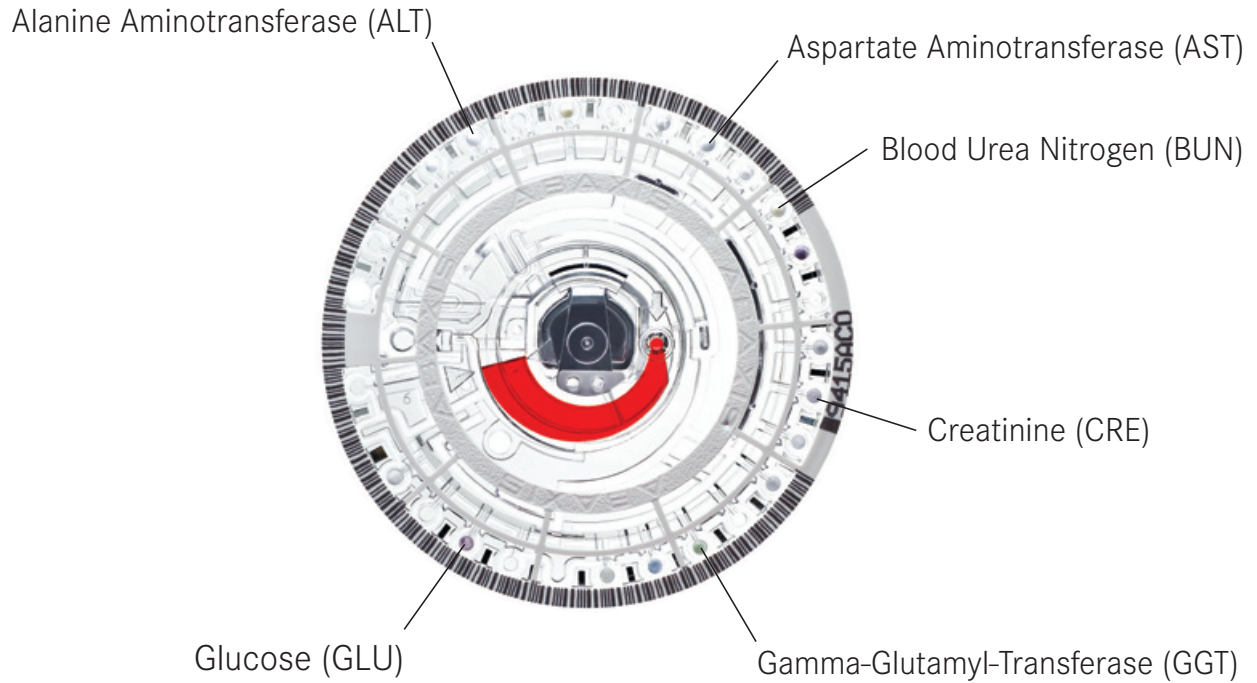
### Total Carbon Dioxide (tCO<sub>2</sub>)

- is used to evaluate the body's pH balance. Abnormal levels may indicate primary metabolic alkalosis and acidosis and primary respiratory alkalosis and acidosis.

### Total Protein (TP)

- is used to determine general nutritional status. Abnormal levels can indicate a variety of conditions.

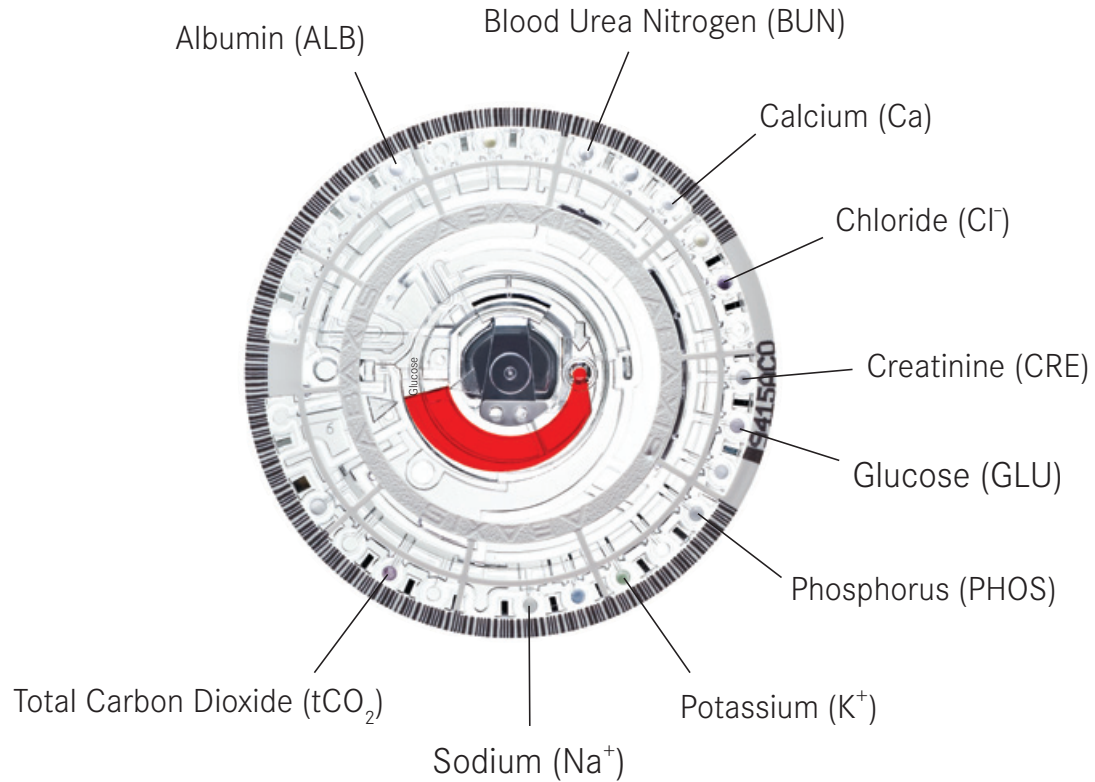
[< back to menu](#)



< back to menu

- Alanine Aminotransferase (ALT)** - is found in muscle, cardiac and liver cells. Elevated levels commonly occur with liver diseases, including viral hepatitis and cirrhosis.
- Aspartate Aminotransferase (AST)** - is found in the liver, cardiac and skeletal muscle. Elevated levels can indicate liver and muscle disorders.
- Blood Urea Nitrogen (BUN)** - is an end-product of metabolism. BUN levels can indicate kidney disorders and other medical conditions.
- Creatinine (CRE)** - is a product released from muscle tissue and excreted from the kidneys. Abnormal levels can indicate kidney disorders. It can also be used to monitor renal dialysis.
- Gamma-Glutamyl-Transferase (GGT)** - is found in many tissues but most notable in the liver. The test may help to detect liver and bile duct injury.
- Glucose (GLU)** - is the main source of energy for living organisms. The most important cause of elevated glucose is diabetes mellitus, but many other disorders can also elevate glucose levels in the blood.

# Renal Function Panel



< back to menu

- Albumin (ALB)** - is a part of serum protein. Decreased levels can indicate many disorders, e.g. liver and kidney disease.
- Blood Urea Nitrogen (BUN)** - is an end-product of metabolism. BUN levels can indicate kidney disorders and other medical conditions.
- Calcium (Ca)** - relates to the bones, heart, nerves, kidneys and teeth. Abnormal levels can indicate a variety of conditions such as parathyroid, bone and chronic renal diseases; tetany.
- Chloride (Cl<sup>-</sup>)** - is an electrolyte and is used to evaluate the body's hydration and acidosis levels. Abnormal levels may occur with dehydration, prolonged diarrhea and vomiting, renal tubular disease, hyperparathyroidism, burns, salt-losing renal diseases and overhydration.
- Creatinine (CRE)** - is a product released from muscle tissue and excreted from the kidneys. Abnormal levels can indicate kidney disorders. It can also be used to monitor renal dialysis.
- Glucose (GLU)** - is the main source of energy for living organisms. The most important cause of elevated glucose is diabetes mellitus, but many other disorders can also elevate glucose levels in the blood.

[< back to menu](#)

### Phosphorus (PHOS)

- is an electrolyte and is usually tested to detect or monitor conditions that accompany dehydration, diabetes, parathyroidism and renal disease.

### Potassium (K<sup>+</sup>)

- is an electrolyte that relates to hyperkalemia in the body. Abnormal levels can indicate a variety of conditions, such as renal glomerular or tubular disease, adrenocortical insufficiency, diabetic ketacidosis, excessive intravenous potassium therapy, sepsis, in vitro hemolysis, hyperaldosteronism, malnutrition, hyperinsulinism, metabolic alkalosis and gastrointestinal loss.

### Sodium (Na<sup>+</sup>)

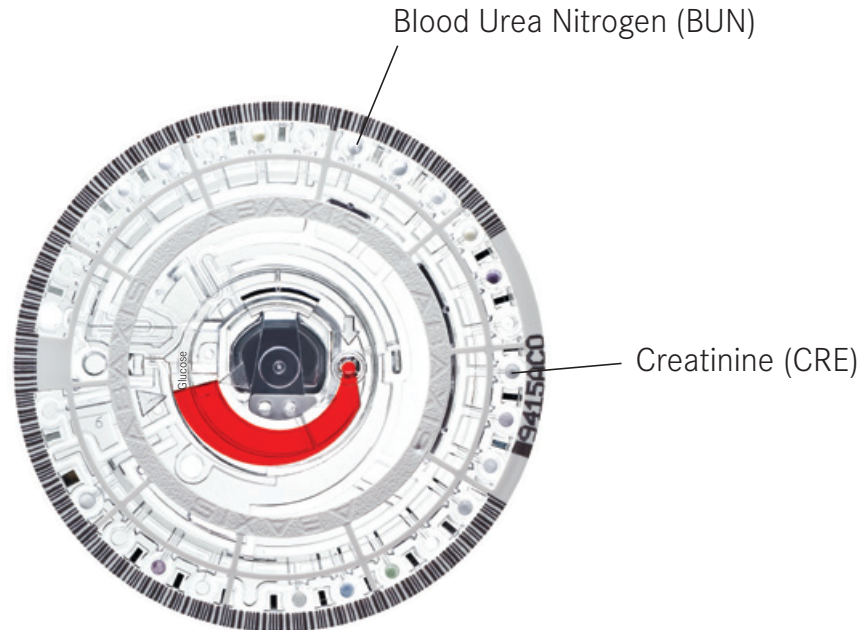
- is used to evaluate the body's hydration or dehydration balance. Abnormal levels may occur with dehydration, diabetes insipidus, loss of hypotonic gastrointestinal fluids, salt poisoning, selective depression of sense of thirst, skin losses, burns, sweating, hyperaldosteronism, CNS disorders, dilutional, depletion and delusional hyponatremia and syndrome of inappropriate ADH secretion.

### Total Carbon Dioxide (tCO<sub>2</sub>)

- is used to evaluate the body's pH balance. Abnormal levels may indicate primary metabolic alkalosis and acidosis and primary respiratory alkalosis and acidosis.

[< back to menu](#)

# Kidney Check



< back to menu

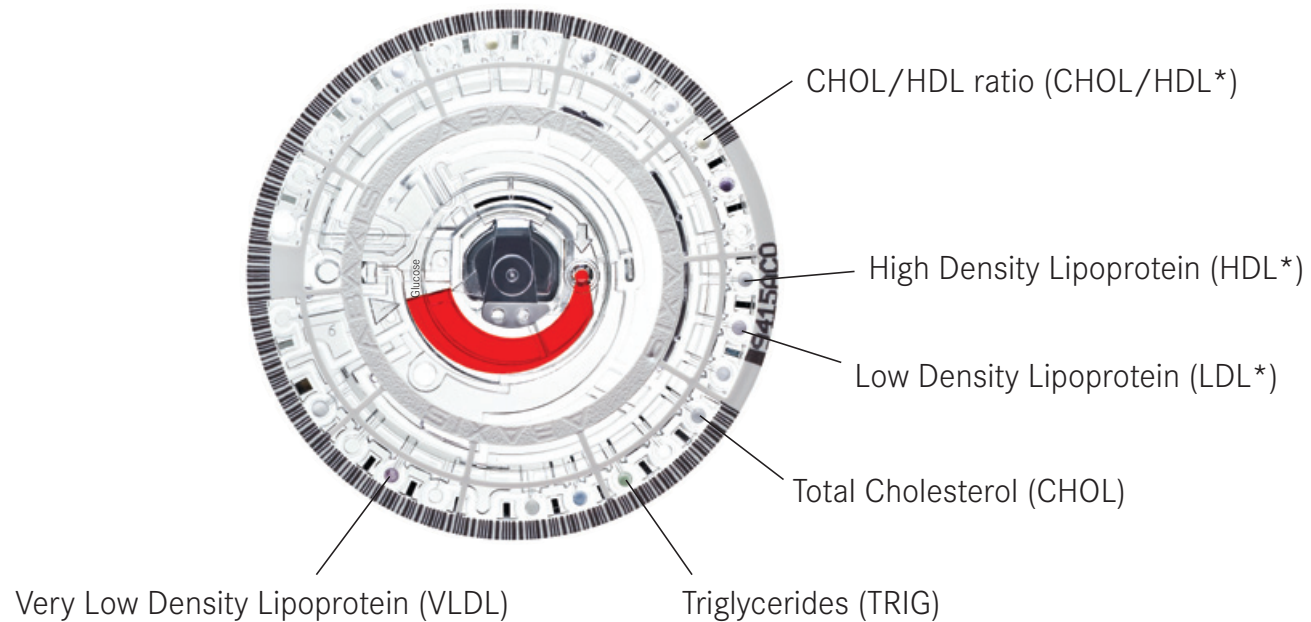
### Blood Urea Nitrogen (BUN)

- is an end-product of metabolism. BUN levels can indicate kidney disorders and other medical conditions.

### Creatinine (CRE)

- is a product released from muscle tissue and excreted from the kidneys. Abnormal levels can indicate kidney disorders. It can also be used to monitor renal dialysis.

[< back to menu](#)



< back to menu

\*Calculated value

## **Cholesterol (CHOL)**

- is a waxy substance found in the cell membranes and transported in the blood plasma of all animals. It is not used to diagnose or monitor a disease but to estimate the risk of developing diseases, specifically heart diseases.

## **CHOL/HDL ratio (CHOL/HDL)**

- calculated ratio of Cholesterol and HDL. This ratio is used along with other lipid tests to evaluate the risk for cardiovascular disease.

## **High Density Lipoprotein (HDL)**

- („good“ cholesterol) is one of the lipoproteins that enable lipids like cholesterol and triglycerides to be transported in the blood. HDL is tested along with other lipid tests to determine the risk of a heart disease.

## **Low Density Lipoprotein (LDL)**

- („bad“ cholesterol) is one of the lipoproteins that enable lipids like cholesterol and triglycerides to be transported in the blood. LDL is used along with other lipid tests to predict the risk of developing heart disease.

## Triglycerides (TRIG)

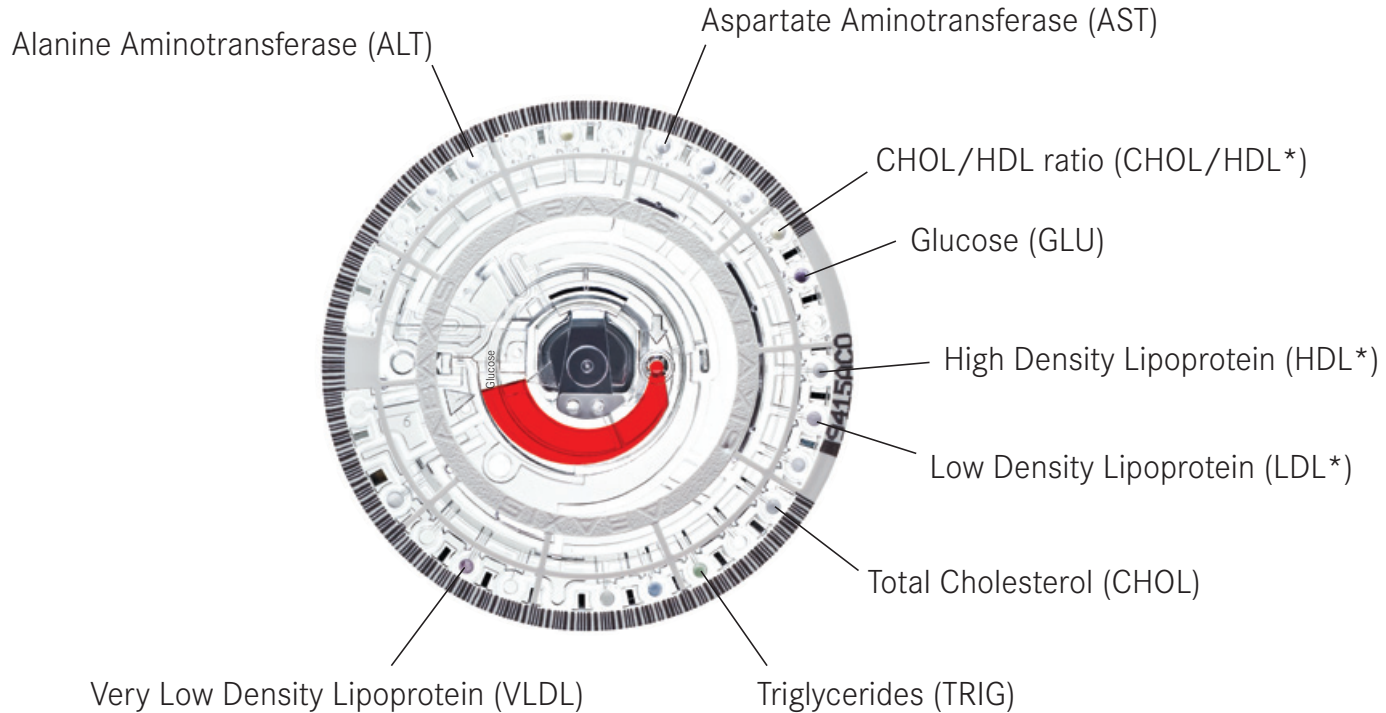
- the body's major fuel, are the main constituents of fat. Testing for TRIG as a part of a lipid profile is used to identify the risk for developing a cardiovascular disease.

## Very Low Density Lipoprotein (VLDL)

- is made by the liver and transports lipids. Since it contains the highest amount of triglycerides, it can be estimated by dividing the TRIG value by 5 (in mg/dl).

[< back to menu](#)

# Lipid Panel Plus



< back to menu

\*Calculated value

- Alanine Aminotransferase (ALT)** - is found in muscle, cardiac and liver cells. Elevated levels commonly occur with liver diseases, including viral hepatitis and cirrhosis.
- Aspartate Aminotransferase (AST)** - is found in the liver, cardiac and skeletal muscle. Elevated levels can indicate liver and muscle disorders.
- Cholesterol (CHOL)** - is a waxy substance found in the cell membranes and transported in the blood plasma of all animals. It is not used to diagnose or monitor a disease but to estimate the risk of developing diseases, specifically heart diseases.
- CHOL/HDL ratio (CHOL/HDL)** - calculated ratio of Cholesterol and HDL. This ratio is used along with other lipid tests to evaluate the risk for cardiovascular disease.
- Glucose (GLU)** - is the main source of energy for living organisms. The most important cause of elevated glucose is diabetes mellitus, but many other disorders can also elevate glucose levels in the blood.

### High Density Lipoprotein (HDL)

- („good“ cholesterol) is one of the lipoproteins that enable lipids like cholesterol and triglycerides to be transported in the blood. HDL is tested along with other lipid tests to determine the risk of a heart disease.

### Low Density Lipoprotein (LDL)

- („bad“ cholesterol) is one of the lipoproteins that enable lipids like cholesterol and triglycerides to be transported in the blood. LDL is used along with other lipid tests to predict the risk of developing heart disease.

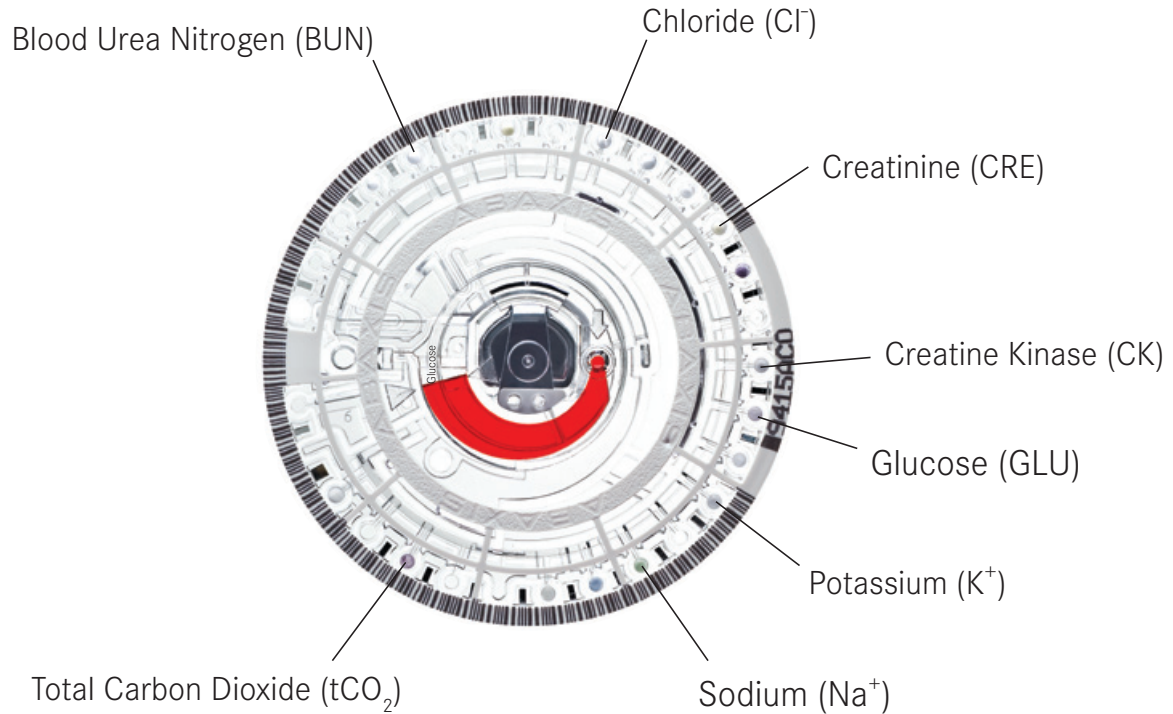
### Triglycerides (TRIG)

- the body´s major fuel, are the main constituents of fat. Testing for TRIG as a part of a lipid profile is used to identify the risk for developing a cardiovascular disease.

### Very Low Density Lipoprotein (VLDL)

- is made by the liver and transports lipids. Since it contains the highest amount of triglycerides, it can be estimated by dividing the TRIG value by 5 (in mg/dl).

# MetLyte 8 Panel



< back to menu

\*Calculated value

### Blood Urea Nitrogen (BUN)

- is an end-product of metabolism. BUN levels can indicate kidney disorders and other medical conditions.

### Chloride (Cl<sup>-</sup>)

- is another electrolyte and is used to evaluate the body's hydration and acidosis levels. Abnormal levels may occur with dehydration, prolonged diarrhea and vomiting, renal tubular disease, hyperparathyroidism, burns, salt-losing renal diseases and overhydration.

### Creatinine (CRE)

- is a product released from muscle tissue and excreted from the kidneys. Abnormal levels can indicate kidney disorders. It can also be used to monitor renal dialysis.

### Creatine Kinase (CK)

- is an enzyme expressed by various cells and tissues. Increased blood levels may indicate muscle or heart cell damage.

### Glucose (GLU)

- is the main source of energy for living organisms. The most important cause of elevated glucose is diabetes mellitus, but many other disorders can also elevate glucose levels in the blood.

### Potassium (K<sup>+</sup>)

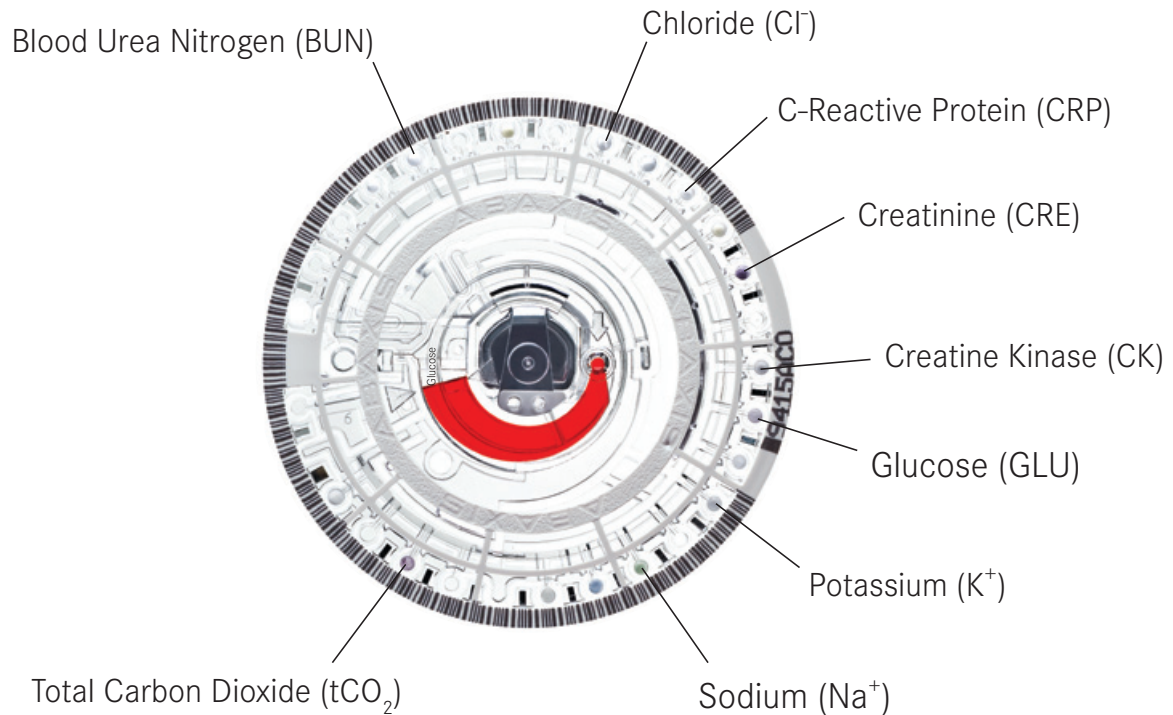
- is an electrolyte that relates to hyperkalemia in the body. Abnormal levels can indicate a variety of conditions, such as renal glomerular or tubular disease, adrenocortical insufficiency, diabetic ketacidosis, excessive intravenous potassium therapy, sepsis, in vitro hemolysis, hyperaldosteronism, malnutrition, hyperinsulinism, metabolic alkalosis and gastrointestinal loss.

### Sodium (Na<sup>+</sup>)

- is used to evaluate the body's hydration or dehydration balance. Abnormal levels may occur with dehydration, diabetes insipidus, loss of hypotonic gastrointestinal fluids, salt poisoning, selective depression of sense of thirst, skin losses, burns, sweating, hyperaldosteronism, CNS disorders, dilutional, depletion and delusional hyponatremia and syndrome of inappropriate ADH secretion.

### Total Carbon Dioxide (tCO<sub>2</sub>)

- is used to evaluate the body's pH balance. Abnormal levels may indicate primary metabolic alkalosis and acidosis and primary respiratory alkalosis and acidosis.



< back to menu

### Blood Urea Nitrogen (BUN)

- is an end-product of metabolism. BUN levels can indicate kidney disorders and other medical conditions.

### Chloride (Cl)

- is an electrolyte and is used to evaluate the body's hydration and acidosis levels. Abnormal levels may occur with dehydration, prolonged diarrhea and vomiting, renal tubular disease, hyperparathyroidism, burns, salt-losing renal diseases and overhydration.

### Creatinine (CRE)

- is a product released from muscle tissue and excreted from the kidneys. Abnormal levels can indicate kidney disorders. It can also be used to monitor renal dialysis.

### C-Reactive Protein (CRP)

- is an acute phase protein produced by the liver. Elevated levels may indicate infection, tissue injury, and inflammatory disorders.

### Creatine Kinase (CK)

- is an enzyme expressed by various cells and tissues. Increased blood levels may indicate muscle or heart cell damage.

### Glucose (GLU)

- is the main source of energy for living organisms. The most important cause of elevated glucose is diabetes mellitus, but many other disorders can also elevate glucose levels in the blood.

[< back to menu](#)

### Potassium (K<sup>+</sup>)

- is an electrolyte that relates to hyperkalemia in the body. Abnormal levels can indicate a variety of conditions, such as renal glomerular or tubular disease, adrenocortical insufficiency, diabetic ketacidosis, excessive intravenous potassium therapy, sepsis, in vitro hemolysis, hyperaldosteronism, malnutrition, hyperinsulinism, metabolic alkalosis and gastrointestinal loss.

### Sodium (Na<sup>+</sup>)

- is used to evaluate the body's hydration or dehydration balance. Abnormal levels may occur with dehydration, diabetes insipidus, loss of hypotonic gastrointestinal fluids, salt poisoning, selective depression of sense of thirst, skin losses, burns, sweating, hyperaldosteronism, CNS disorders, dilutional, depletion and delusional hyponatremia and syndrome of inappropriate ADH secretion.

### Total Carbon Dioxide (tCO<sub>2</sub>)

- is used to evaluate the body's pH balance. Abnormal levels may indicate primary metabolic alkalosis and acidosis and primary respiratory alkalosis and acidosis.